

SAAB



IZQUIERDA - LEFT

DERECHA - RIGTH






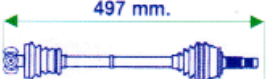
900				2.0 98/120Kw (01/88 - 07/93)				2.0i 108Kw (01/88 - 07/93)				
				2.0T (01/88 - 07/93)								
06530 <small>ABS 46 Ref. 06530A ABS 94 Ref. 06530B</small>				53020 <small>ABS 46 Ref. 53020A ABS 94 Ref. 53020B</small>				53025 <small>ABS 46 Ref. 53025A ABS 94 Ref. 53025B</small>				
567 mm. 								619 mm. 				
A = 25	B =	B1 = 25	C = 56.6	D = 90	E = 85	F =	J =	K =	L =	Q =	R =	Z =
900				2.0 (07/93 ->)				2.3 (07/93 ->)				
06520				53030				53035				
615 mm. 								575 mm. 				
A = 33	B =	B1 = 25	C = 52	D = 90	E = 99	F =	G =	H =	Me = 34	P = 58/37	Q = 101	R =
900				2.0i (10/84 - 08/88)								
06530				53040				53045				
570 mm. 								624 mm. 				
A = 25	B =	B1 = 25	C = 56.6	D = 90	E = 85	F =	G =	H =	I =	P =	Q =	R =
900				2.0T (07/93 ->)				2.5 V6 (07/93 ->)				
06520 <small>ABS 29 Ref. 06520A</small>				53050 <small>ABS 29 Ref. 53050A</small>				53055 <small>ABS 29 Ref. 53055A</small>				
620 mm. 								580 mm. 				
A = 33	B =	B1 = 25	C = 52	D = 90	E = 99	F =	G =	H =	Me = 34	P = 58/37	Q = 101	R =
9000				2.0 16v 127Kw (01/85 ->)				2.0 16v CD (01/85 - 12/89)				
				2.0T (01/85 - 12/89)								
06500 <small>ABS 46 Ref. 06500A ABS 94 Ref. 06500B</small>				53000 <small>ABS 46 Ref. 53000A ABS 94 Ref. 53000B</small>				53000 <small>ABS 46 Ref. 53000A ABS 94 Ref. 53000B</small>				
516 mm. 								516 mm. 				
A = 26	B =	B1 = 25	C = 56.5	D = 90	E = 85	F =	G =	H =	I =	P =	Q =	R =
9000				2.3i 16v 143/147Kw (09/89 ->)								
06500 <small>ABS 94 Ref. 06500A</small>				53000 <small>ABS 94 Ref. 53000A</small>				53005 <small>ABS 94 Ref. 53005A</small>				
516 mm. 								495 mm. 				
A = 26	B =	B1 = 25	C = 56.5	D = 90	E = 83	I =	J =	K =	L =	Q =	R =	Z =

SAAB



IZQUIERDA - LEFT

DERECHA - RIGTH

9000					2.3i 16v Aut. 108/125Kw (09/89 ->)													
 06500 <small>ABS 94 Ref. 06500A</small>																		
 495 mm.					53005 <small>ABS 94 Ref. 53005A</small>					53005 <small>ABS 94 Ref. 53005A</small>					 495 mm.			
A = 26	B =	B1 = 25	C = 56.5	D = 90	E = 85	F =	J =	K =	L =	Q =	R =	Z =						
9000					2.3T 143/147Kw (09/90 ->)													
 06510 <small>ABS 46 Ref. 06510A ABS 94 Ref. 06510B</small>																		
 518 mm.					53010 <small>ABS 46 Ref. 53010A ABS 94 Ref. 53010B</small>					53015 <small>ABS 46 Ref. 53015A ABS 94 Ref. 53015B</small>					 497 mm.			
A = 26	B =	B1 = 25	C = 56.6	D = 98	E = 84	F =	G =	H =	J =	K =	Q =	R =						
